

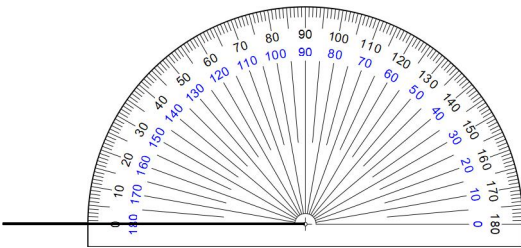
☺ 크기가 130° 인 각 그리기

☺ 각을 그려 보세요.

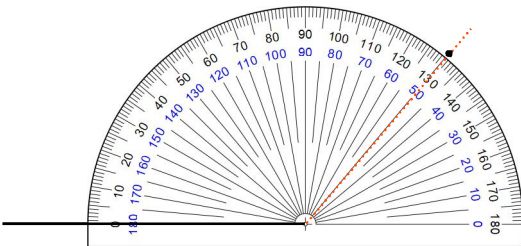
① 각의 변 1개를 그린다.



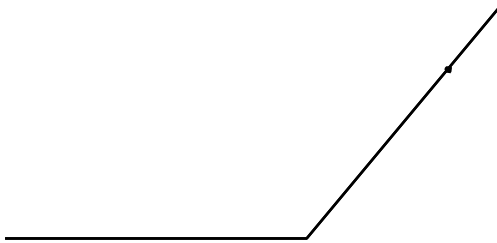
② 각의 꼭짓점과 각도기의 중심을 맞추고, 각의 변과 각도기의 밑금을 맞춘다.




③ 0부터 시작하여 130° 가 되는 곳에 점을 찍는다.




④ 점과 꼭짓점을 이어서 나머지 변 1개를 그린다.




150°




125°



90°



180°



정답

