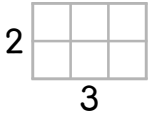
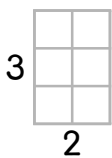
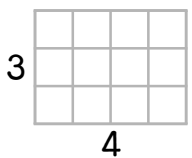
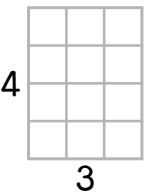
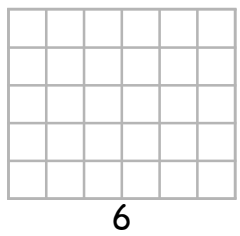

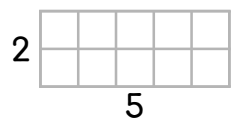
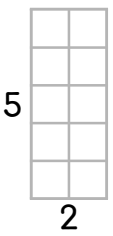
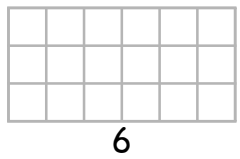
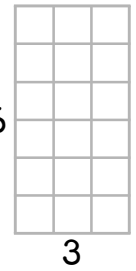
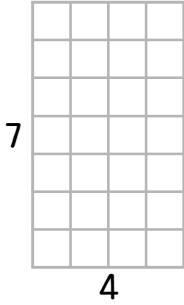
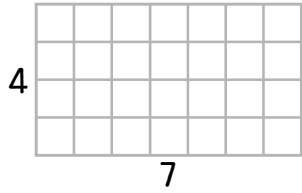
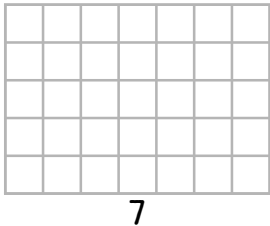

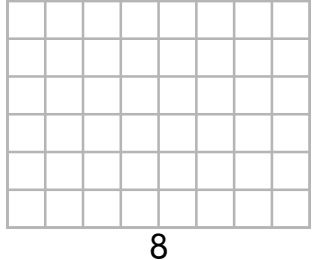



☺ 빈칸에 알맞은 수를 쓰면서 □의 개수를 두 가지 방법으로 세어 보세요.

<div style="display: flex; justify-content: space-around;"> <div style="text-align: center;">  <p><math>2 \times 3 = 6</math></p> </div> <div style="text-align: center;">  <p><math>3 \times 2 = 6</math></p> </div> </div>	<div style="display: flex; justify-content: space-around;"> <div style="text-align: center;">  <p>___ × ___ = ___</p> </div> <div style="text-align: center;">  <p>___ × ___ = ___</p> </div> </div>
<div style="display: flex; justify-content: space-around;"> <div style="text-align: center;">  <p>___ × ___ = ___</p> </div> <div style="text-align: center;">  <p>___ × ___ = ___</p> </div> </div>	<div style="display: flex; justify-content: space-around;"> <div style="text-align: center;">  <p>___ × ___ = ___</p> </div> <div style="text-align: center;">  <p>___ × ___ = ___</p> </div> </div>
<div style="display: flex; justify-content: space-around;"> <div style="text-align: center;">  <p>___ × ___ = ___</p> </div> <div style="text-align: center;">  <p>___ × ___ = ___</p> </div> </div>	<div style="display: flex; justify-content: space-around;"> <div style="text-align: center;">  <p>___ × ___ = ___</p> </div> <div style="text-align: center;">  <p>___ × ___ = ___</p> </div> </div>
<div style="display: flex; justify-content: space-around;"> <div style="text-align: center;">  <p>___ × ___ = ___</p> </div> <div style="text-align: center;">  <p>___ × ___ = ___</p> </div> </div>	<div style="display: flex; justify-content: space-around;"> <div style="text-align: center;">  <p>___ × ___ = ___</p> </div> <div style="text-align: center;">  <p>___ × ___ = ___</p> </div> </div>

